




BDL NEW TWIN CAM -CAM COVER

BDL's Polished Billet Aluminum Cam Cover will need a reverse rotation ignition to work properly. All pictures below were taken on our cam cover cut away for easy viewing.



Pictured to the left and right is how the supplied seal must be installed, flat side of seal facing out.



The stock cam bolt and washer must be removed as pictured above and the washer, inset picture above, will not be used.



Install the cam end adaptor and special bolt, supplied with kit, make sure that the slot in the cam end adaptor is at the 7 o'clock position.



Install stock washer and bolt and tighten.

***Part # BDL-CC-100 Twin Cam-Cam Cover
Fits Twin Cam applications.***

***Part # BDL-CC-200 Cam end adaptor
Part # BDL-CC-300 Special cam end bolt
Part # BDL-CC-400 9934 seal***

***Web site www.beltdrives.com
E-mail bdlusa@aol.com***